



Newsletter - Week 10 Term 2

Elizabeth South Primary School

Tuesday 1st July, 2025

In this edition:

-
- *Principal's News*
 - *Diary Dates*
 - *NAIDOC In The North*

- *Birthdays July*
 - *Parent Teacher Interviews & Seesaw*
 - *Learning News Cohort 2*
 - *Keeping Kids Safe*
 - *Community Library*
 - *Animals Anonymous Cohort 4*
 - *School Attendance*
 - *Library News*
 - *MSP Photography School Photos*
 - *Saver Plus*
 - *AnglicareSA Winter Newsletter*
-

Principal's News

Reports

*Mid-Year Reports will be given out from **Thursday 3rd July**. Staff have spent a considerable amount of time and effort writing about your child's progress this year. Please take the opportunity to sit and converse with your child about their learning.*

Interviews

Interviews with your child's teacher will take place from Monday 21st July through to Thursday 31st July. I encourage you to book a 15 minute interview with your child's teacher to reflect on your child's Mid-Year Report and hear about their learning goals, social and emotional needs and next steps.

Uniforms

*It is pleasing to see your child wearing our school uniform daily. Please continue to support the wearing of our school uniform as students develop a strong sense of belonging. As the colder months have crept upon us, students may wear warm jumpers (not necessarily school uniform) **underneath** their school uniform shirt. This reasonable negotiation supports the drying of school uniforms through winter, as well as upholding our school uniform policy. Please make sure your child's name is on their clothing as we constantly have lost property which can be accessed every morning near the breakfast club area.*

Mid-Year Kindergarten Intake

We have finished providing mid-year intake transitions for those kindergarten students who will be starting school in Term 3. We will be adding an additional 6 students into cohort 1 next term. We welcome these new students and families to Elizabeth South Primary School.

Diary Dates



Friday 4th July - End Of Term 2.00pm Dismissal

Monday 21st July - Start Of Term 3

Thursday 14th August - Enterprise Day

NAIDOC in the North

We are excited to announce that NAIDOC in the North is returning in 2025!

When: Wednesday 9th July 2025

Time: 10am - 2pm

Where: John McVeity Centre 182 Peachey Road, Smithfield Plains

♥ Activities for all ages

♥ Performances

♥ Stallholders

♥ Free lunch

♥ And so much more!!

A FREE community event with fun for the whole family! Hosted during NAIDOC Week, this event is all about connecting and celebrating culture, sharing, education and providing opportunities to our community in one accessible and safe place.

Tickets are FREE and are available via Eventbrite, click on the link below:

[NAIDOC in the NORTH 2025](#)

 **NAIDOC**
in the North

Wednesday 9 July
10am – 2pm

John McVeity Centre
182 Peachey Rd, Smithfield Plains

FREE Event

Connect to Culture | Fire Pit | Stalls | Music | Activities

Book via
Eventbrite
Scan the
QR Code

Meet Olympic Champion Callum Peters

FREE BBQ Lunch

Birthdays - July





Ashraf

Sarah

Aaliyah

Jaxon

Vann

Lilly

Parent Teacher Interviews & Seesaw

Parent-Teacher Interviews

Parent-teacher interviews are coming up from July 28 to August 7.

Interviews are crucial for fostering collaboration and open communication between parents and teachers, ultimately supporting a child's academic and social-emotional development. These interviews provide a structured opportunity to discuss a child's progress, strengths, and areas for improvement, as well as to address any concerns and work together on strategies for success.

Please look out for more information coming home soon, to book a time with the class teacher.

Seesaw

Have you got Seesaw yet?

Two ways to participate in your child's learning.

1. Support and encourage – offer words of encouragement and leave positive comments on their learning.

1. Stay connected with Teachers – send your child's teacher a private message at any time to ask questions.

Follow the instructions below:



Quick Start Guide

Getting Started with Seesaw for Families

With Seesaw, you can see what your child is learning at school and engage in two-way communication with teachers!

Staying in the Loop is Simple:

Keeping student data safe is Seesaw's top priority. Seesaw requires a printed, email, or text invite from your child's teacher. Contact your child's teacher if you need an invite.

Create a New Seesaw Account

- 1 Download the Seesaw App or go to app.seesaw.me on a computer
- 2 Tap "I'm a Family Member"
Private Invites:
Scan the QR Code
Text/Email Invites:
Click the Link
- 3 Follow the prompts to create an account or sign in

OR

Connect a New Child to an Existing Account

- 1 Login on the Seesaw App or go to app.seesaw.me on a computer

Private Invites:
Tap your profile icon (top left)
Tap "Add Child's Journal"
Scan the QR Code

Text/Email Invites:
Tap the link to get connected

Once connected, you have a window into your child's learning:

- View and engage with all recent posts from all your children
- Use Messages to communicate with the school community. Translate typed text into 100+ languages.

Connected family members can only see their own child's learning.


Seesaw | www.seesaw.me


Prefer video instructions? Watch the **Get Families Started Video**




Learning News Cohort 2

This term in HASS Cohort 2 has been learning about Australia and its neighbouring countries. In C3 we have been identifying states and territories of Australia including famous landmarks like Uluru and the Sydney Harbour Bridge. We have shown what we know by writing an information report about each state. In C4 we have been learning about neighbouring countries to Australia such as New Zealand and Fiji. We have enjoyed using the laptops to research information about famous places in each country. We are excited about presenting our information report writing as a slideshow to present to the class.







Keeping Kids Safe

As part of the learning that is required by the Department for Education, classroom teachers frequently and consistently engage students in the Keeping Kids Safe curriculum which is based on respectful relationships, and developmentally appropriate information and activities. Keeping Kids Safe teaches students how to ensure they are having safe interactions with others and protective strategies to keep themselves safe. During these lessons, students learn body boundaries, how to recognise their internal body signals and recognising safe and unsafe interactions. Students develop the understanding that they have the right to be safe and learn how to seek support for themselves or others.




Aims	Themes	Focus areas
<p>All children and young people, in developmentally appropriate ways, can:</p> <ul style="list-style-type: none"> • understand they have the right to be safe • recognise abuse and unsafe situations • apply knowledge, skills and understanding to be safe • seek support for themselves or others. 	<p>The KS:CPC is predicated on two themes which are presented through age and developmentally appropriate activities:</p> <ul style="list-style-type: none"> • We all have the right to be safe. • We can help ourselves to be safe by talking to people we trust. 	<p>The KS:CPC content is organised through 4 focus areas, which students access sequentially every year:</p> <ol style="list-style-type: none"> 1. The right to be safe 2. Relationships 3. Recognising and reporting abuse 4. Protective strategies

Community Library

Introducing Elizabeth South Primary School's Community Library - Take One, Leave One!

It is located in the canteen area, feel free to browse our collection and take anything that tickles your fancy - if you have a book to replace it with, bring it along next time. Donations also welcome 😊





Animals Anonymous - Cohort 4











School Attendance Is Important

Regular school attendance is so important, not only for academic success but overall positive mental health and wellbeing. Please reach out if something is making regular attendance tricky and we will work together to overcome it 😊



ELIZABETH SOUTH PRIMARY SCHOOL

SCHOOL ATTENDANCE IS IMPORTANT!



A friendly reminder that valuable learning opportunities are lost when students miss days of school!

If your child/children are absent for a length of time without contact from a caregiver, we will contact you.

Two days of missed school a week equates to 80 days, or 480 hours, per year

We are here to support you in overcoming any barriers to your child attending school



Library News





Library News – Farewell to Term 2!

As we say goodbye to Term 2, we reflect on all the fun and creativity the library has enjoyed over the past weeks.

*Once again, our students have been busy making the most of their break times. **Fort Friday** returned, and as you can see from the photos, our students' imaginations and teamwork truly shine as they build fantastic forts together. **Lego** and **slime** remain firm favourites, providing hands-on fun, while more peaceful activities like **colouring sheets**, **stamps**, and **craft** offer quiet, mindful moments.*

*In **Week 9**, we look forward to our **Books In Homes Assembly**. Our wonderful hosts—**Jasmine, Elijah, and Sophie**—have been rehearsing every day to ensure another engaging and successful event. Students are excited to receive the books they personally selected!*

*A heartfelt thank you to **Mainfreight** and **Books In Homes** for their incredible support over the past **13 years**. Your generosity continues to inspire a love of reading in our school community.*

Sci-Fi Takes Over the Library!

*Our current **Sci-Fi genre display** has been a big hit with students of all ages! From intergalactic adventures to futuristic technology, these stories are flying off the shelves. It's wonderful to see so many young readers exploring new worlds and diving into the exciting world of science fiction.*

May the force be with you as you choose your next great read!




















MSP Photography School Photos

School photos for 2025 will take place on Tuesday 2nd September, with a follow up day for those students absent, on Friday 5th September. Please make sure you pop this date and information on your calendars. More information coming soon!



Saver Plus

A teal-colored rectangular graphic. On the left is a large, stylized dollar sign (\$) composed of concentric orange and red rings. A yellow pencil with a pink eraser is positioned as if drawing the dollar sign. On the right, white text reads "Could Saver Plus help with your education costs?". Below this is a white search bar containing the text "Q Saver Plus YouTube". Underneath the search bar, smaller white text says "to see our quick explainer video and find out if you're eligible." At the bottom right is the Saver Plus logo, which consists of a stylized "S" and "P" icon above the text "saverplus".

Could Saver Plus help with your education costs?

Google

to see our quick explainer video and find out if you're eligible.

 **saverplus**

Saver Plus was developed by ANZ and social justice organisation the Brotherhood of St Laurence (BSL).

It is delivered in partnership with not-for-profit organisations The Smith Family, Berry Street and BSL.

ANZ and the Department of Social Services fund it.

saverplus.org.au

Terms, conditions and eligibility criteria apply.



**Could Saver Plus
help with your
education costs?**

Saver Plus Information Sessions

We are running Information sessions for anyone thinking about joining the program and wants to learn more about how Saver Plus works.

Eligibility, income and participation criteria. To find out more head to <https://www.thesmithfamily.com.au/>.

To Register please use the QR Code or Zoom Link Below.



[Click here to Register](#)

saverplus.org.au
1300 610 355



Saver Plus was developed by ANZ and the Brotherhood of St. Laurence and is delivered in partnership with The Smith Family and Berry Street. It is funded by ANZ and Department of Social Services.

AnglicareSA Communities - Winter Newsletter

AnglicareSA Communities for Children Playford is pleased to share their Winter newsletter, in this edition you will find information on funded programs that are available for all families with children aged 0 – 12, highlights of what the team has been up to around Playford, Creative Kids Art Exhibition winning entries and additional supports for families from AnglicareSA.

Click on the link below to read their current newsletter

AnglicareSA

Contact Us



Elizabeth South Primary School

Chivell Street

Elizabeth South, 5112

08 8255 2219

dl.0688.info@schools.sa.edu.au

Visit us on the web at www.elizsthps.sa.edu.au

