

2026

Term 1
Week 3

NEWSLETTER

TAPARRA
PRIMARY
SCHOOL



Principals Corner

Welcome Back to Taparra for 2026

It is with great excitement that I welcome all of our students, families and staff to the 2026 school year at Taparra Primary School. We hope you have enjoyed a relaxing break and are feeling refreshed for the wonderful year of learning, growth and connection ahead.

I would like to extend a very warm welcome to the new staff joining our Taparra community this year. We are thrilled to have **James Goodridge**, who joins us as our Junior Primary Disability Unit teacher from Modbury Special School, and to welcome back **Amanda Elliott**, returning to Taparra in the role of mainstream NIT teacher following her time at Blakeview Primary School. We know both James and Amanda will bring valuable experience, care and enthusiasm to our students and school community.


Next Tuesday we will be holding our **Taparra Take Off Morning**, a special opportunity for families to meet their child's teacher, explore our 2026 learning spaces and connect with other members of our community. A light breakfast will be provided on the quad, and we warmly invite all families to join us. We look forward to seeing you there and beginning the year together in a positive and welcoming way.

We are incredibly excited for the year ahead and look forward to seeing our students continue to shine as they live out our school values: **Be Kind, Be Safe and Be a Learner**. Thank you for your ongoing partnership and support in making Taparra such a strong and caring learning community.

Here's to an amazing 2026 at Taparra Primary School!

Caitlin Lean
Principal

 dl.1038.info@schools.sa.edu.au

 (08) 8255 6380

 Taparra Primary School

 Cnr Dockett and Mavros Roads,
Elizabeth Downs, 5113

 <https://taparraps.sa.edu.au/>



Government
of South Australia

Department for Education



DIARY DATES

Week 4

Monday 16th February

Year 6 Mainstream Aquatics

Tuesday 17th February

Taparra Take Off - 8:30am

Friday 20th February

Assembly - 9:15am

Host Room 13

Week 5

Tuesday 24th February

Governing Council AGM

1:30pm

Week 6

Wednesday 4th March

Principal Tour - 9am

Friday 6th March

Student Free Day

Week 7

Monday 9th March

Public Holiday - Adelaide
Cup

Wednesday 11th March

NAPLAN Starts



MEET THE TEACHERS



Molly Taylor
Reception



Jessie Rook
Year 1 & 2



Ella Smith
Year 3 & 4



Brooke McDonnell
Year 5 & 6



Maddi Hancock
DU Junior Primary



James Goodridge
DU Junior Primary



Tayla Claridge
DU Primary



Ella Goodwin
DU Primary



Dimi Iaconis
DU Primary



Amanda Elliott
Mainstream
Specialist Teacher



Ebony Butler
DU Specialist
Teacher



Cassie Corbo
DU Specialist
Teacher





WELLBEING NEWS

Ziggy, our much-loved wellbeing dog, is back and ready for another pawsome year at Taparra Primary School! As we welcome him back, we'd like to give a quick reminder to our school community about our agreed practices when engaging with Ziggy. These help keep both Ziggy and our students safe, happy and calm.

Ziggy can't wait to be part of lots of exciting moments this year – popping into classrooms, attending events, and supporting our students with his signature fluffy calm vibes

AGREED PRACTICES

We are excited to welcome Ziggy our wellbeing dog to our school community. When Ziggy is at school we will:

Say hello to the person walking Ziggy.



Give Ziggy space when we walk past.



Ask to pat Ziggy and move away from Ziggy when finished patting.



Pat Ziggy on the top of his head, back and chest.



Ziggy has his own special food, we will not share our food with him.



Use safe hands, safe bodies and safe voices around Ziggy.



Why every day counts

Education is essential for the growth and development of children and young people and their learning, wellbeing and future life outcomes.



When your
child misses

they miss
weeks per year

and years over
their school life



1 Day a
fortnight


=



20 Days a
year

=

Over **1** year
missed



1 Day a
week


=



40 Days a
year


=

Over **2.5** years
missed



2 Days a
week

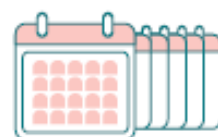
=



80 Days a
year

=

Over **5.5** years
missed



Government of South Australia
Department for Education



FINANCE NEWS

APPLYING FOR A SCHOOL CARD



All types of School Card applications
are now online.

You can access the online forms from any device that gets internet, including mobile devices, such as tablets and smart phones, as well as laptops and computers.

Applying online is easy! Simply follow the steps below.

- STEP 1** Visit sa.gov.au/education/schoolcard
- STEP 2** Select the type of School Card you would like to apply for (for example 'Type A') and follow the prompts.
- STEP 3** Complete all mandatory fields.
Please note: you cannot submit your application unless all mandatory fields are complete.
- STEP 4** Once you have completed a page click on the 'NEXT' button.
- STEP 5** Once you have filled out all pages click the 'SUBMIT' button.
Please note: if you exit the form without clicking 'SUBMIT' your details will be lost.

You can save the form, and return to complete it at another time, by clicking on the 'SAVE' button.



sa.gov.au/education/schoolcard



Government
of South Australia
Department for Education





NOTICES

EDSMART

We are excited that EdSmart is now our primary platform for all school-related communication including excursion forms and payments. Please ensure you keep your phone number and email address up to date to avoid missing any communication.

SPEED LIMIT

We would like to remind families and the community that the speed limit around to school is 25kph when children are present.

PARKING & STOPPING

For the safety of our families please refrain from stopping or parking on a yellow line, fines can apply for stopping or parking in these areas. There is ample parking across the road at Argana Park Netball Courts.

Please note there is also a taxi zone and a disabled parking zone on the Dockett Road side of the school.



The following signs are displayed around the school, please adhere to these as fine can apply.



CLOTHING REMINDERS

If your child has borrowed school clothing from the Front Office, please return the item/s washed ready for the next student.

SPARE CLOTHING

If you have any old school clothes that your child has grown out of and would like to donate to the school it would be greatly appreciated. This can include school uniform tops, black or navy shorts, pants or skirts. Please bring them to the front office.

LOST PROPERTY

We have many items in our lost property basket that are not labelled. To avoid your child from losing items please also ensure all items of clothing are clearly labelled with the students name so we can return the item/s of clothing to the rightful owner should they get lost.

HATS

We would like to remind parents that hats are require to be worn at break times. These can be purchased from the front office for \$12.



COMMUNITY NOTICE BOARD



Build your life-changing savings skills.

And get up to \$500 for education costs.



saverplus.org.au
1300 610 355

Saver Plus gives you down-to-earth money talk - and a \$500 incentive to build your savings!

If you save up to \$50 a month for 10 months (the length of the program), ANZ will double it.

What can the \$500 be spent on?



Laptops and tablets



Uniforms and shoes



Vocational education



Lessons and activities



Books and supplies



Camps and excursions

To join Saver Plus

- ✓ Be 18 years or older
- ✓ Have a Health Care or Pensioner Card
- ✓ Be in receipt of an eligible Commonwealth social security benefit, allowance or payment
- ✓ Have a child in school, starting school next year, or be studying yourself
- ✓ Get a regular income (you or your partner)
- ✓ Agree to join in free online financial education workshops

Saver Plus supports people to develop life-long savings habits. It's delivered by Brotherhood of St. Laurence, The Smith Family and Berry St Yooralla. It's funded by ANZ and Department of Social Services.

saverplus.org.au

1300 610 355



FIRST NATIONS *Tennis Program*

The First Nations Tennis Program is designed to give primary school age students an opportunity to play tennis in a safe, fun environment.

Tennis SA will provide qualified tennis coaches that will deliver the national program – Hot Shots Tennis



Venue Playford Tennis Centre
50 Spruance Rd, Elizabeth East

Date Wednesday 18 February

Sessions Delivered for 8 weeks
4:00pm to 4:30pm (5-8 year olds)
4:30pm to 5:15pm (9-10 year olds)
5:15pm to 6:00pm (11-17 year olds)

**REGISTER
TODAY!**



Cost FREE



Government of South Australia
Office for Recreation, Sport and Racing



Contact: Luke Doughty
Email - ldoughty@tennis.com.au
Mobile - 0481 900 442

How to make **SOCIAL MEDIA** **SAFER** AND **KINDER**

Social media can be a great way to connect with your friends, but it can also be a cruel and dangerous world. Here's how you can make it a better place for yourself and others.

Don't say anything that you wouldn't say to the other person's face. Insults hurt online too.




Don't post things you'd be embarrassed about if everyone could see them. Secrets are never safe online.



Remember that everything you post online could stay there forever, even if you delete it.



Don't talk behind other people's backs or make fun of them online.




Don't accept friend requests from people you don't know.



Don't share personal information online, and never give anyone your password.



Don't post other people's pics or tag them without their permission.



If a friend is in trouble online, talk to an adult.



Report hateful, violent or inappropriate posts and comments.



6 Helpful Tips for School Zones

As parents and caregivers, we have a great responsibility to ensure children stay safe in school zones. We also play a key role in educating children about road safety.

Here are 6 helpful tips for safety in school zones.

- 1** Consider alternative transport modes to reduce the number of vehicles in school zones.
- 2** Allow enough time to take your child to the school gate safely and without rushing.
- 3** Always observe parking signs and speed limits in and around school zones. They are designed to keep your child safe.
- 4** Talk about traffic safety with your child. Identify and discuss places where it is safe to get out of the car and to cross the road.
- 5** Teach your child how to cross the road using the 'stop, look, listen and think' process – stop at the kerb, look and listen for traffic and then decide whether it is safe to cross.
- 6** Park a few streets away and walk your child to school to reduce congestion and improve safety. This is also good exercise and helps teach your child road safety rules.

**For further information please contact
City of Playford**

8256 0333
playford@playford.sa.gov.au

playford.sa.gov.au

🔗 **playford.sa.gov.au/stayconnected**



Parking
safely around
schools



Parking safely around schools

We all know parking and traffic around school can be frustrating but going against the road rules places not only your child's life at risk, but those of others. Tragedies can occur if care is not taken to abide by these rules.

Common Parking Restrictions



No Parking Signs

You may use this area for drop off and pick up only, for a maximum of 2 minutes. You must not queue or wait here. The driver must remain with the vehicle.

Kiss and Drop Zones

are generally near the school gates and are designated by 'No Parking' signs.

Here are some key reminders when entering a Kiss and Drop Zone:

Follow the rules of 'No Parking' signs

Be mindful of others who are also dropping off their children

Keep an eye out for children crossing the road when exiting the Kiss and Drop Zone

Be mindful that queuing for the Kiss and Drop zone may result in other breaches to the road rules

If your child is unable to enter/exit the vehicle and enter the school independently, consider parking and walking your child in



No Stopping Signs/ Yellow Lines

Both No Stopping Signs and Yellow Lines mean the same thing. There might be one or the other or both. Drivers must not stop on a length of road to which this restriction applies, even if you are stopping for a short period to pick up a child. Stopping here may cause a traffic hazard as well as congestion. You cannot stop near a school crossing, always follow the signs and yellow lines.



Bus Zone Signs

You must not stop within a bus zone at any time. This zone is only available to public buses. If there are no signs, you are not allowed to stop within 20 metres of the approach to a bus stop or within 10 metres of the departure side.

Double Parking

Drivers must not stop next to a vehicle already stopped or parked at the kerb at any time.

This practice is illegal and creates dangerous situations for traffic flow and for pedestrians crossing a road.



Example of cars double parked in a school zone.