

Koolunga Primary School

PO Box 34, Koolunga SA, 5464
Phone: 08 88466052
Fax: 08 88466025
Email: dl.0212.info@schools.sa.edu.au

Principal: Ronnie Alderman
Ronnie.Alderman979@schools.sa.edu.au



Term 2: Week 8

19th June 2026

Attendance:

If students are absent from school ...please text or ring the school with an explanation.

This action supports our Attendance Policy, thank you.

KPS Reminders:

Mondays: School library
Heat-up lunch

Wednesdays: Lunch Break
Kitchen

Fridays: Playgroup
Mobile Library
(Term 2 - odd wks)

Upcoming Events

June

22nd –
26th

WEEK 9

- ✓LBK – Sausage Rolls
- ✓School Photos Friday

June - July

29th
– 3rd

WEEK 10

- ✓Governing Council @7pm
- ✓LBK – Free Toasties
- ✓2:00pm Assembly
- ✓2:20pm Dismissal

Dear Parents,

Governing Council Mtg

The next Gov Council mtg has been moved to Monday Week 10 @ 7pm – June 29th

Thank you for your patience and flexibility.

School Photos

Thank you to Carmen Kell's for postponing her photography retirement and agreeing to shoot KPS photos for the last time.

A reminder that the school does not accept Photo money. Money can be brought on the day or transferred directly to Carmen.

Last Day of Term 2; Community and Connection

The Primary School and Playgroup are teaming up to deliver a **Free Build your own Farmers Breakfast** from 8 am until 8:45 am.

All children, students and families are welcome to share and build their own cooked breakfast.

Please RSVP by returning the attached flyer for catering purposes.

Thanks to all Parents who have kept their child and the sniffles away from the school. We appreciate your efforts to keep everyone healthy.

Please remember to return the blue forms when returning from absence.





Government of South Australia
Department for Education

Respect – Responsibility – Honesty – Teamwork - Care

KPS Mural

KPS would like to thank Vinko Designs for their collaboration to spectacularly brighten and improve our school grounds.



And our students thought the Mural was;

Amazing
Elsie

Bright
Ella

Colourful
Wesley

Realistic
Harrison

Vibrant
Hanna

Majestic
Anniece

Farming
Alicia

Good
Landon

Good
Fletcher

Good
Jono

Great
Blaike

Love it
Addie

Great job
Flo

Beautiful
Tyler

Lovely
Isiah

Cool
Joseph

All Staff think
it's pretty
cool.



Maths Tips for Parents - Place Value Read and Writing Numbers.

Supporting students in Reception to Year 6 with Place Value, and reading and writing numbers, can make a significant difference in their mathematical confidence and understanding. **Here are some practical parent tips:**

Place Value

- **Use Everyday Items:** Practise place value using objects at home like buttons, pasta, or coins. Create groups of 10s and 1s to show how numbers are built.
- **Talk Aloud:** Verbalise numbers in everyday life (e.g., “There are 24 apples—2 groups of 10 and 4 ones”).
- **Play Games:** Board games and apps that involve moving spaces or collecting points can help reinforce place value concepts.
- **Bundle Objects:** Group sticks, straws, or pencils in bundles of ten and count the bundles and leftovers together.
- **Use Number Lines and hundreds of charts:** Point out how numbers increase and what happens when you move up or down by ten.

Reading Numbers

- **Read Out Numbers:** Encourage your child to read numbers out loud when you see them—on letterboxes, prices, dates, and car number plates.
- **Read Books About Numbers:** Storybooks or picture books with numbers and counting sequences can help reinforce learning in a relaxed setting.

Writing Numbers

- **Practise Writing:** Give your child opportunities to write numbers as part of art, making shopping lists, or drawing up score cards for games.
- **Model Correct Formation:** Remind them to form each digit correctly, as this helps with legibility and confidence.

What Place Value position is your child currently working at?

Write down any single digit numberask your child to name it.

Record another single digit in front of it ask your child to name it.

Repeat , add a zero to the front of a number to change the naming pattern and soon you will tell if your child is naming ones, tens hundreds, thousands, tens of thousands, hundred thousands or millions.

It's a simple and great way to practise and improving Place value and reading numbers.

Place Value Chart

Millions	Hundred Thousands	Ten Thousands	Thousands	Hundreds	Tens	Ones

Write down a 6 ...child says 6

Put a 2 in front of it ...child says 26

Put a zero in front child says 26

Put a 3 in front child says 3026

Repeat the pattern and change the numbers

An Iconic LBK

What a sensational lunch we shared this week in LBK (Lunch Break Kitchen)

Room 2 (Uppers) have been learning about everything iconic in Australia as part of HASS – and this was celebrated with the Epic Aussie Servo Lunch.

From Chicko Rolls, Dim Sims to Meat pies and Sausage rolls and some cheeky Fish fingers – the LBK Kitchen had all the bases covered...including tomato sauce and chicken salt.

Congratulations to all the students who tried a Chicko Roll or Dimmy for the first time – many returning for another bite of these iconic delights.

I'd watch the next time you pull up at the servo parents – you may hear whispers of Dimmy or Chicko Roll from the back seat.

Students were then treated to a simple, but easy dessert.

It's not Iconic if you don't have Fairy Bread, Tim Tams or Lamingtons... and during the sweet treats our Room 2 students shared some of their HASS learning with the other students.

Sydney Harbour Bridge, Wattle Day, Great Barrier Reef, Freddo Frogs and Cherry Ripes were some of the topics shared.... And the finale for the day was the 3pm most iconic ice cream sold in Australia – The Golden Gaytime.

Many of you may remember the 1970's – where the Gaytime was officially launched by Streets – with their iconic toffee-vanilla flavoured ice cream covered in a distinct biscuit crumb.

This ice cream is cemented in pop history with their cheeky 1980's slogan ... are you old enough to remember what it was??

Thanks for the continued support with our LBK program

Daisy and Lisa



Peter Heidenreich from the Australian Worm Firm visited the school to set up our compost and worm farm on Monday 15th June. For more information about worm farms or compost check out the following link https://www.australianwormfirm.com.au/?srsrtid=AfmBOoppfCsOXb2sstdJ9I3G9iAN_HF9b6rrVgSytnWiyml6lis7GX9V



Did You Know?

Facts about worm farms



The worms that are in a worm farm are called compost worms.

Baby worms are called wisps.

Worms eat soft food.

You place coconut coir in water then add it to a worm farm.

The worms have a type of gizzard to help break down food.

Worms don't have eyes.

Worms don't have teeth, they suck the food up.

You have to put coconut coir underneath the worms and then the worm blanket is on the top.



Worms produce worm juice.

Some worms are carnivorous.

Worm eggs are a gold colour.



We have 2000 worms in our worm castle.



Did You Know?

Facts about compost

It take 6 months to make compost.

Compost requires layers of Nitrogen and Carbon.

Things that contain Carbon are: paper, brown crunchy leaves, bark, twigs & pine cones.

Things that contain Nitrogen are: food scraps, yellow leaves, mushrooms, olives, soursofs, marshmallow weeds & grass clippings.

Compost needs to reach 67 degrees before it is stirred.

Carbon and Nitrogen are on the periodic table and their numbers are 6 and 7

The symbol for Calcium is Ca. Its number is 20



Other fascinating facts

There is a type of fungus that is like a network line underground between plants. If one plant is sick the other plants can send messages through the fungus to help it.

JP English

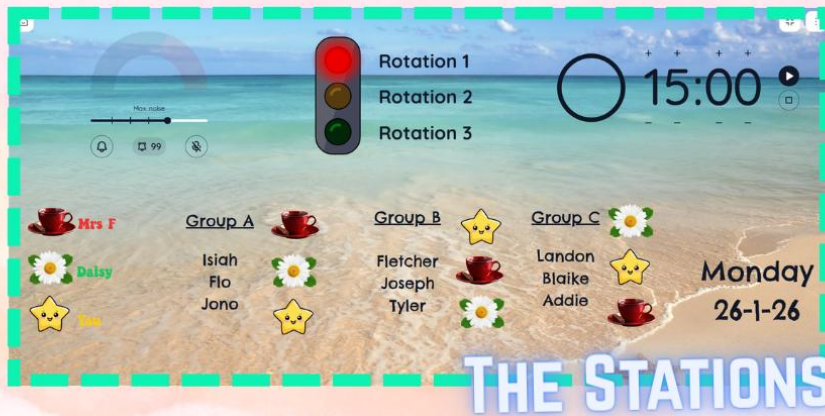
ROTATIONS...??



Has your child come home talking about what they did in rotations at school? Has it left you wondering what they're even talking about?

Rotations is the name we've given our literacy block in room 1. During each 1 hour lesson, the students rotate through 3 stations which each focus on a different aspect of literacy. The students are split into small groups and they work on either group tasks or individual learning.

The screen below is displayed on the classroom whiteboard. It shows the station order for each group, the timer and the rotation number.



= join Mrs Frances in the coffee shop (red table)



= join Daisy in the garden (green table)



= work quietly on set tasks at your own table



Focus: writing and grammar

- sentence work
- writing texts
- self editing
- parts of speech
- dictation
- vocabulary



Focus: spelling and reading

- Story Champs
- comprehension
- spelling books
- word manipulation
- phonics
- spelling rules



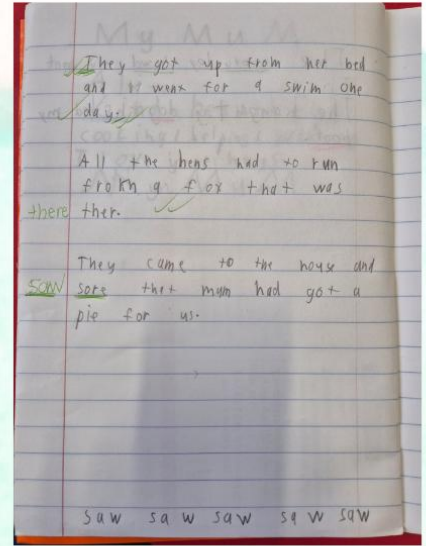

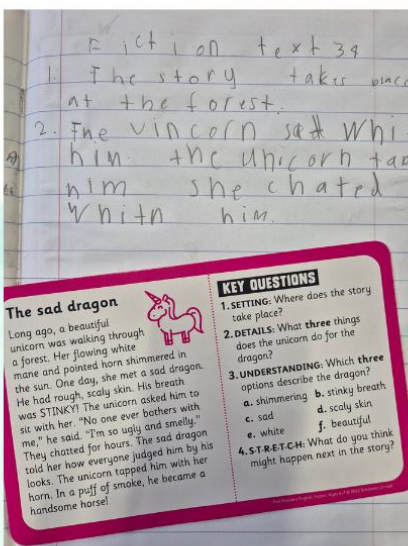





Focus: handwriting

- pencil grip, posture
- upper case/lower case
- accurate formation
- letter sizing
- dictionary work
- alphabet knowledge



JP English

WORK SAMPLES





North Eastern **All Girls** Auskick

@ Clare Oval

Monday's 4:30pm - 5:15pm

5 weeks

July 20th - August 17th

AGES: 4-7

\$55 or FREE with
ORSR Sports Voucher



REGISTER
NOW!

North Eastern **All Girls** Superkick

@ Clare Oval

Monday's 5:30pm - 6:15pm

5 weeks

July 20th - August 17th

AGES: 8-12

\$55 or FREE with
ORSR Sports Voucher



REGISTER
NOW!

Contact: Breannah Nelson E: Breannah.Nelson@SANFL.com.au

M: 0481 591 454



PLAY

Koolunga PS Term 2 2026

Weeks	Dates	Monday	Tuesday	Wednesday	Thursday	Friday
1	27 th April	First Day of Term 2		Free Sausage Sizzle No Order Required		Mobile Library
2	4 th May			Burgers		
3	11 th May			Baked Potatos		Mobile Library
4	18 th May	Whole School KESAB Excursion		Tiktok Chicken Bag		
5	25 th May	Governing Council @7PM		National Reconciliation Week Mini Pizzas National Simultaneous Storytime	→	Mobile Library
6	1 st June	→		Nachos		
7	8 th June	Public Holiday	Pupil Free Day	Taco Bowls		Mobile Library
8	15 th June	Worm Farm Visit		Surprise		
9	22 nd June			Sausage Rolls		School Photos Mobile Library
10	29 th June	Governing Council @7PM		Free Toasties		2pm Assesmbly 2.20 Dismissal