

Student Bus Card & Transportme App Guide

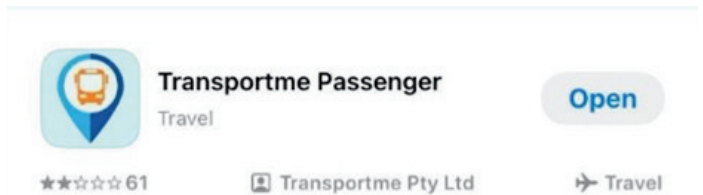
1. Purchasing Student Bus Cards

- Visit the LinkSA depot: 15 Bodey Circuit, Suttontown
- Opening hours: 10am - 2pm weekdays
- Ask for 'student' bus cards (\$6.60 each)



2. Downloading & Setting Up the Transportme App

- Download Transportme from the app store onto your device.
- Create an account or sign in using Apple/Google



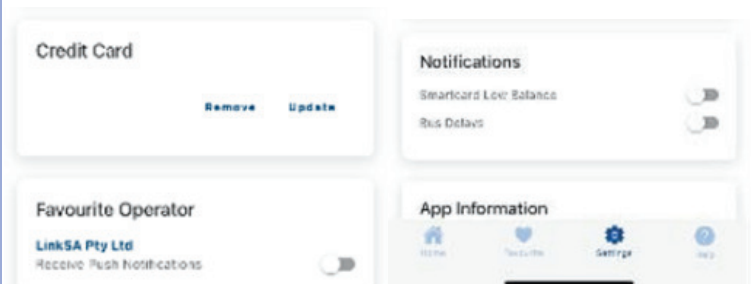
3. Adding LinkSA as Favourite Operator

- Open the app and click the Favourite tab.
- Search for "LinkSA Pty Ltd" in the Operator box.
- Click the heart icon to save LinkSA as your favourite (for easy card activation and bus live tracking).



Adding a Bank Card

- Click Settings at the bottom of the home page.
- Click "Add" under Credit Card to add the card for payments.
- Optional: Turn on notifications for low card balances or bus delays.



5. Activating Student Bus Cards

There are two methods for activation:

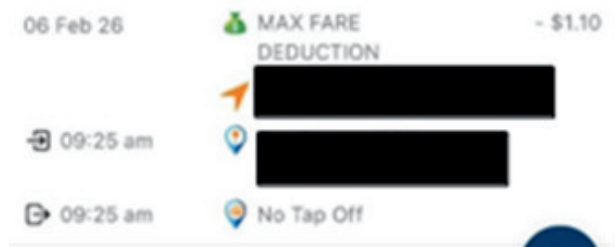
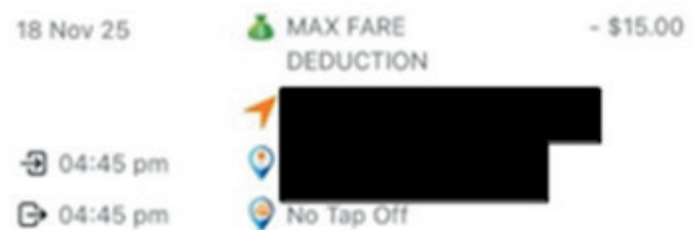
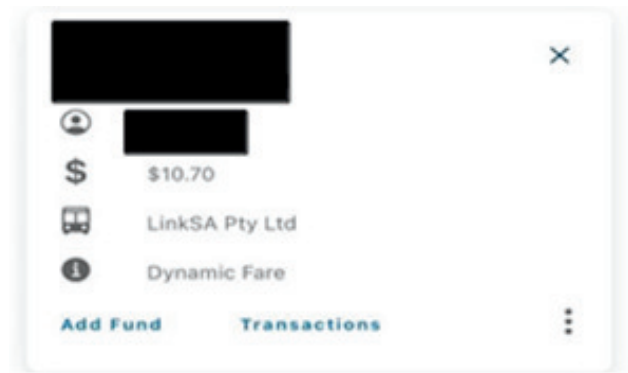
Option 1:

- Call Murray Bridge LinkSA Depot (08 8532 2633, Option 1).
- Tell the agent you wish to register your student bus card.
- Supply the card number and student name.
- The agent assigns the card with a nickname for security.
- Ask the agent to set the maximum fare deduction to \$1.10 (otherwise default is \$15 if not tapped on/off).

Option 2:

- In the app, click the Smartcards tab.
- Click the "+" button, use card UID (unique number at bottom of card), then click "Link".

Fill in the relevant details and link the card.



6. Using Live Tracking

- Click the Live Tracking tab.
- Tap on LinkSA Pty Ltd to highlight it.
- Enter the bus number and route (confirm with your school for correct route).
- Click "Start tracking" to view a stop map and get alerts for arrival times, delays, and approaching stops.



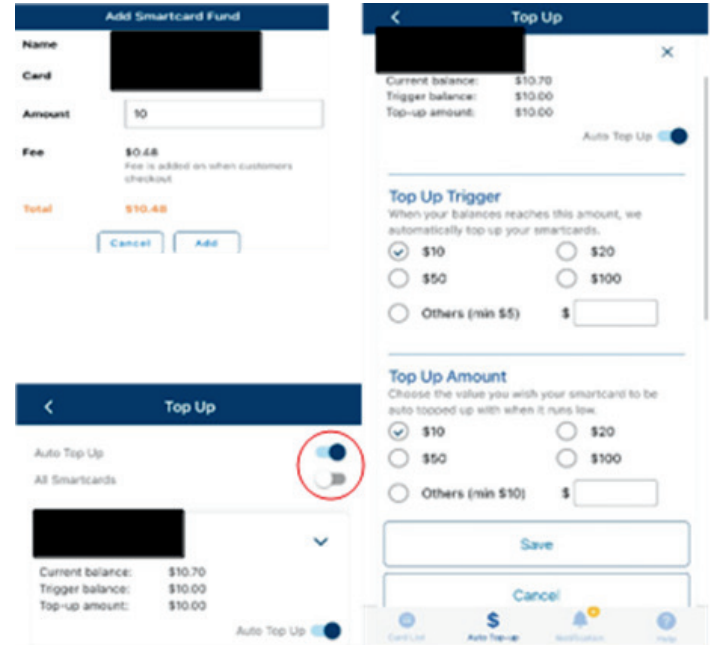
7. Managing Smartcards and Funds

Manual Top-Up:

- Click the down arrow next to your card.
- Click "Add Fund" and enter the desired amount (\$0.48 transaction fee applies).

Auto Top-Up:

- Open the Smartcards tab.
- Tap "Auto Top-up".
- Set the trigger amount (minimum balance before automatic top-up) and top-up amount.
- You can set up individual or all cards with different parameters.
- Click "Save."



**School Bus Timetables and Route Maps can be accessed via the LinkSA website
Just Select Mount Gambier**

<https://www.linksa.com.au/bus-routes/>